
WPL Beanstack Basics

for Summer 2021



WPL Beanstack Basics: Age Groups & Themes



Baby Challenge: Ages 0-2
Nursery Rhyme Theme
Activity badges only, no timed reading badges




Preschooler Challenge: Monster Theme
Reading badges (displayed as Level __) are earned for the number of days that any amount of reading is logged



K-5th Grade Challenge: Badge Book Theme
Corresponds directly with the Badge Books
Badges earned for activities and for reading (time-based) and activities



Teen Challenge (6th-12th Grade): Positive Self Theme
Badges earned for reading (time-based) and activities



Adult Challenge: Mid-Century Theme
Badges earned for reading (time-based) and activities



"General" program theme that appears on promotional materials and main intro site page

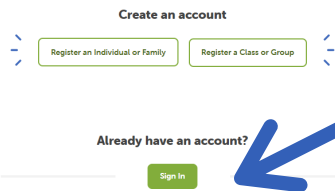
WPL Beanstack Basics: Main Page

This is our main page, accessed by going to waverlyia.beanstack.org



To sign in to the account you've already made, click here or here.

To start a new account for an individual or family, or for a large group, click the appropriate button here.



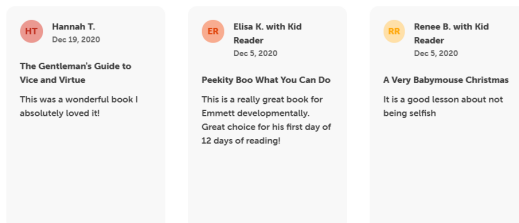
How It Works

- 1 Step 1: Sign up for an account.
- 2 Step 2: Log the minutes you read and/or the activities you complete.
- 3 Step 3: Earn badges and rewards along the way.

Recent Reviews

[View All Reviews](#)

See recent book reviews from WPL program users here.



Sponsors

Reading Challenges are sponsored by Friends of the Waverly Public Library.

WPL Beanstack Basics: Creating an Account

There are two options for regular registration: "I am Registering Myself" or "I am an Adult Registering a Child." The screens are very similar and request basic account information. Pictured below is the form for an adult registering a child.



Register Your Child for Beanstack

Adult Information



Remember that you need to input either your phone number or email address in order for us to notify you if you are a prize drawing winner!

First Name *

Last Name *

Username *

Email

Confirm Email

Phone number (10 Digits - No Dashes) *

Password (at least 6 characters) *

Use a minimum of 6 characters

Confirm Password *

Use a minimum of 6 characters

Reader's Information

What is your child's name? *

First Name *

Last Name *

How old is your child? *

6

What school will your child attend this fall?

Please choose a school

Next

The adult creating the account puts their general information here.

The adult account creator then puts the information for the child reader here. It will prompt after this screen to add any additional children, as well as more adults.

WPL Beanstack Basics: Logging Reading

The screenshot displays the Waverly Public Library Beanstack interface. At the top, a navigation bar includes the library logo, a 'Log Reading and Activities' button, and an 'Add a Review' button. A red arrow points from a text box to the 'Log Reading and Activities' button. Below the navigation bar, a banner for the '2021 Waverly Public Library Adult Summer Challenge' features the 'READ LEARN GROW' logo. The challenge title is 'STAFF TEST - 2021 Waverly Public Library Adult Summer Challenge' with dates 'May 10, 2021 - May 16, 2021'. Below the banner, there are tabs for 'Overview', 'Challenge Badges', 'Logging Badges', 'Activity Badges', 'Earned Badges', and 'Ticket Drawings'. The 'Logging Badges' tab is selected. Below the tabs, there is a section for 'Minutes Reading' (5h, 33m of 10h) and 'Activities Completed' (7 of 19). Below this, there is a grid of 'Logging Badges' and 'Activity Badges'. The 'Logging Badges' tab is selected. The grid shows badges for reading hours 1 through 9. A red arrow points from a text box to the '1 HOUR' badge.

You can log your reading minutes by clicking here on "Log Reading and Activities,"

or here, on a badge.

WPL Beanstack Basics: Logging Activities

Waverly Public Library

Log Reading and Activities Add a Review

TEST ADULT

Challenges Friends Reviews All Badges Reading Log

2021 Waverly Public Library Adult Summer Challenge

READ LEARN GROW

STAFF TEST - 2021 Waverly Public Library Adult Summer Challenge
May 10, 2021 - May 16, 2021

Overview Challenge Badges Logging Badges Activity Badges Earned Badges Ticket Drawings

Challenge Log

Activity Badges

GET OUTSIDE
Copy of Get Outside
Get Outside

LOVE YOURSELF
Copy of Love Yourself
Love Yourself

SHOW KINDNESS
Copy of Show Kindness
Show Kindness

or here, on a badge.

SHOW KINDNESS
Show Kindness
Copy of Show Kindness

☒ Activities Completed
0 of 2

Complete all the activities below to earn the "Show Kindness" badge! Every complete activity badge earns you 1 ticket. Tickets can be entered into grand prize drawings.

☐ Call a friend or family member to check in.

☐ Donate time or goods to a local charity.

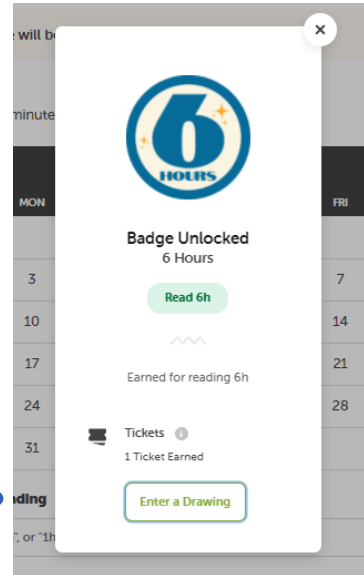
Once you have a badge open (through either route listed above), you will have to check off the boxes for each activity to earn the badge. Sometimes these contain text box-style questions that require a typed answer to check the box.

All age groups can earn activity badges. There are usually multiple activities under one badge. All activities must be completed to earn the badge. Each completed activity badge earns the reader one ticket.

WPL Beanstack Basics: Ticket Drawings

Readers earn 1 ticket for every badge except for registration. They can use these tickets to enter grand prize drawings. These are our only prizes this year. (No periodic, small prizes for 2021.)

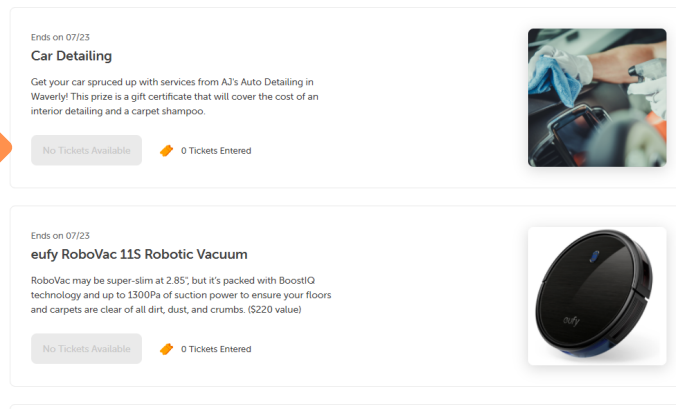
Readers can find the ticket drawings either here, by clicking "Enter a Drawing" after logging minutes or activities and unlocking a badge,



This shows how many tickets a reader has available to "spend."

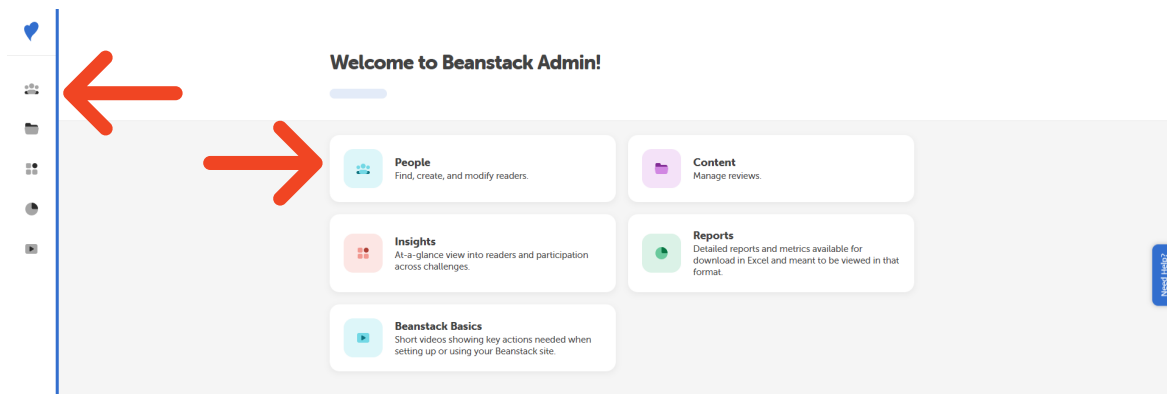
0 tickets to spend in this challenge
Keep logging and you could earn more tickets!

This is where they can add or subtract tickets from drawings.

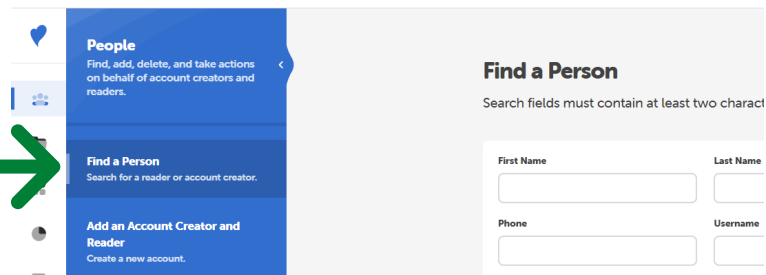


WPL Beanstack Basics: User Management

Log in using your wplstaff or wplsupport account to access the staff tools side. Click "People" In one of these two places.



From here, you can search for an existing user with this tool,

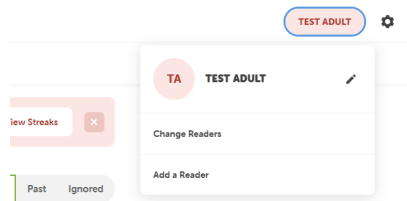


or sign a user up with this tool. This includes paper/offline users. Check to be sure patrons don't have an account before you make a new one for them.

WPL Beanstack Basics: Probable FAQs

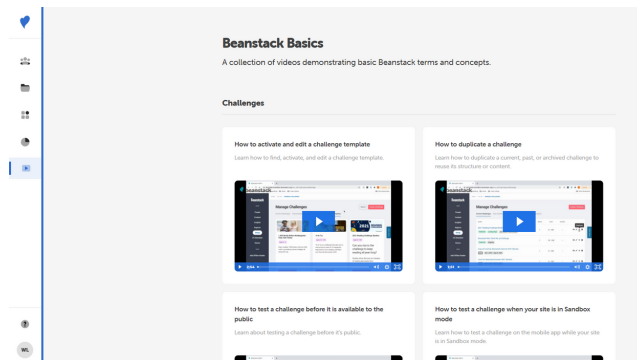
Q: Do I have to make a new account for every child in my family?

A: No. You will make one account for the whole family and can toggle between family members here, in the upper right.



Q: Can I participate in the Summer Challenge without using Beanstack?

A: Yes. We have paper packets containing all the same activity information and reading logs as the online program. You can pick one up and we will log it into Beanstack for you. You will need to call or stop in to tell us your progress and let us know where to designate your tickets. Staff, for a refresh on how to add an offline reader, see the "Staff Controls" tutorial video.



To staff: If you still have questions, try the Beanstack Basics tutorials found here from the staff side or the content of this guide. If your questions aren't answered in those places, ask Bethany and she will either know or find out!

Q: How do I pick which challenge my children or myself are in?

A: Beanstack will automatically show you the challenge that you and/or your family members are qualified for based on the ages you put in for their accounts. When we add more (non-summer) challenges later on, anything you are eligible for will show up automatically when you log in to your account as something new you can join.

Q: Are there periodic prizes (one for every 4 hours or reading, for example) that I come in to the library to pick up?

A: Generally, no. The children will have some smaller prizes that will be given away at library summer events. We do have some pretty awesome grand prizes for the ticket drawings, though, so give those a try!

Q: How do I complete the program?

A: All required badges (both activity and reading) must be completed to finish the program officially. However, the only "reward" for finishing is another ticket when you get the completion badge, so don't feel pressured to do it all.

Q: Can I access Beanstack through an app?

A: Yes. The app is called Beanstack Tracker.

Q: Can I participate in more than one library's summer challenge or other Beanstack programs?

A: Yes. You will have to make a separate account for each library, however. To toggle between programs on the website, you will need to log out, navigate to the other library's Beanstack site, and log back in. There is a simpler way to switch between programs on the app.